





Solid Surface Edge Options

Standard




Eased 1/8"




Bevel

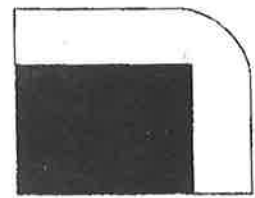
Upgrade Option 1




Top & Bottom Bevel




3/8" Roundover



3/4" Roundover



Small Ogee

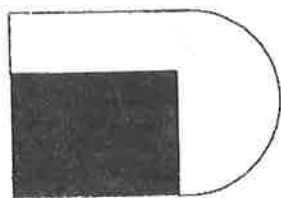


Large Ogee

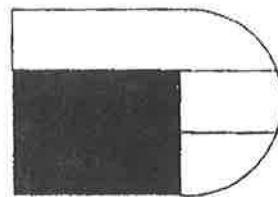


1/4" Top & Bottom Roundover

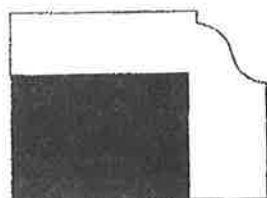
Upgrade Option 2



Bullnose



Bullnose Sandwich



Large Roman Ogee



Sandwich with 1/4"
Top & Bottom Roundover